



# PARAGON<sup>TM</sup>

## ELECTRONICS INSTRUMENTS FOR PROCESS CONTROL & AUTOMATION

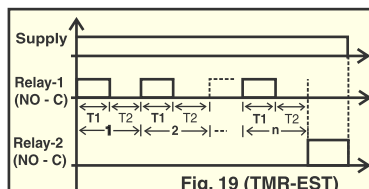
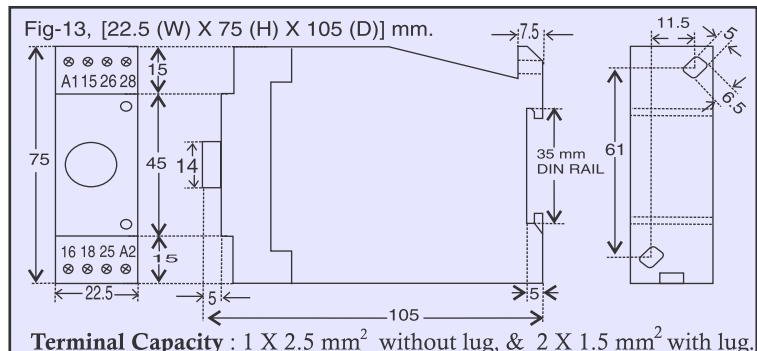
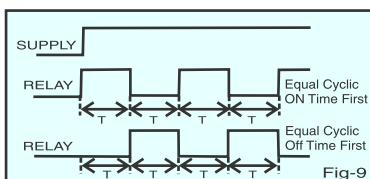
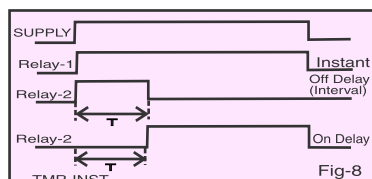
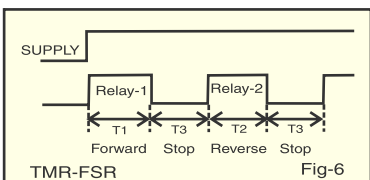
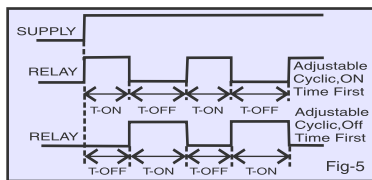
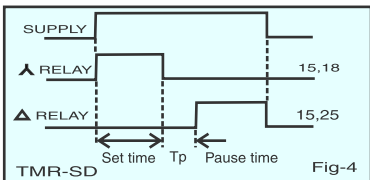
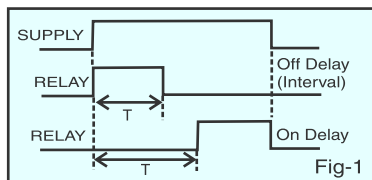
An ISO 9001 : 2008 Company

### TMR - DIN Rail / Wall Mounting Timer (22.5 mm.) CE Compliance



MODEL	RELAY OUTPUT	SUPPLY VOLTAGE	TIME RANGE (Selectable)	FUNCTION
TMR-23-P1	One change Over (1CO)	1) 230 VAC 2) 110 VAC 3) 24 VAC/DC	1.5/6/15/60 SEC.	On Delay / Off Delay (Interval) (Selectable) (Refer Fig.- 1)
TMR-23-P2	Two Change Over (2CO)			
TMR-23	Two Change Over (2CO)	1) 230 VAC 2) 110 VAC 3) 24 VAC/DC 4) 12 VDC	1.5/6/15/60 SEC./MIN./HRS.	
TMR-24	Two Change Over (2CO)	24 to 230 V AC/DC		
TMR-EC1	One Change Over (1CO.)	100-230VAC & 24VAC/DC	15/60 SEC/MIN.	
TMR-SD (Star - Delta timer)	Separate NO Contacts for Star & Delta	1) 230 / 415 VAC 2) 110 VAC	Set Time : 15/60 SEC. Pause time : 40/100 mSEC.	Star - Delta Change over (Refer Fig.- 4)
TMR-23C (Cyclic Timer)	Two Change Over (2 CO)	1) 230 VAC 2) 110 VAC 3) 24 VAC/DC 4) 12 VDC	3/30 SEC/MIN/HRS.	Asymmetrical Cyclic On Time/Off Time First, Single / Multi Cycle (Selectable) (Refer Fig.-5)
TMR-24 C (Cyclic Timer)	Two Change Over (2 CO)	24 to 230 V AC / DC		
TMR-FSR [Forward (T1) Stop (T3) Reverse (T2) Timer]	Separate one change over for Forward and Reverse	1) 230 VAC 2) 110 VAC 3) 24 VAC/DC 4) 415 VAC	Forward Time(T1) : 6/60 SEC/MIN Reverse Time (T2) : 6/60 SEC/MIN Stop Time (T3) :- 30 SEC / 3 MIN	Forward-Stop-Reverse Timer, Single Cycle/ Repeat Cycle (Selectable) (Refer Fig.-6)
TMR-EST [Engine Multi Attempt Starting Timer]	Two set of one change over	1) 12/24 VDC 2) 230 VAC	Time - 1 (ON) : 0 - 30 SEC, Time - 2 (OFF) : 0 - 30 SEC. No. of Start Attempt: 0 to 15 (Selectable)	Relay 1 : Engine Start attempt Relay 2 : Engine Fails to Start alarm (Refer Fig. - 19)
TMR - DUAL (Two Set Point Timer)	Separate One Change over For each set Point	1) 230 VAC 2) 24 VAC/DC	Time- 1: 6/60 SEC/MIN Time-2 : 6/60 SEC/MIN	Two Set Point Timer with individual On Delay / Off Delay (Interval) Selectable for both (Refer Fig.- 1)
TMR-INST (Delay Timer with Instant Contact & One change over delayed contact.)	One Change Over Instant Contact & One change over delayed contact.	1) 230 VAC 2) 24 VAC/DC	1.5/6/15/60 SEC/MIN/HRS	On Delay / Off Delay (Interval) Selectable with Instant Contact (Refer Fig.- 8)
TMR-SR1 (Single Range)	One Change Over (1CO)	1) 230 VAC 2) 110 VAC 3) 24 VAC/DC 4) 12 VDC	15 SEC 30 SEC 60 SEC (Factory Set)	On Delay, Off Delay, Equal Cyclic (Factory Set) (Refer Fig.- 1,9)
TMR-SR2 (Single Range)	Two Change Over (2CO)			

- Relay Contact 5A, 230 VAC / 24VDC resistive load. ● Repeat Accuracy : 0.5%, setting accuracy : 5%
- Size : [22.5 (w) x 75(H) x 105 (D)] mm. (Refer Fig. - 13) ● 35 mm. Rail Mounting or Screw Mounting
- Order Code : MODEL-SUPPLY Ex. : TMR 23-230V.



Doc. Ref. : TMR SERIES. Data sheet